

Speed Queen®

Multi-Housing

Coin Operated STT30 STT45




Coin Drying Tumbler - Stacked 30 lb. & 45 lb.

Description


- Fast drying performance
- Concentrated airflow pattern and sealed cylinder rims ensure maximum air utilization and energy savings
- Large, easy to clean lint compartment
- Fewer moving parts means fewer maintenance problems and less wear
- High performance heater box increases energy efficiency reduces drying times and provides more comfortable operating environment

NetMaster Display®



NetMaster Display gives customers ease of cycle selection buttons and countdown timer. As a business management tool, NetMaster offers owners advanced functions such as special and time-of-day promotional pricing and operational reports including equipment usage data.

Micro-Display (MDC)




This control's digital display can give your laundry a more high-tech look. Our Micro Display Control (MDC) shows vend price, while customers stay informed during operation with its digital cycle countdown. The control also can interface with variety of after market card reader systems.

Features & Benefits

- Excellence in design. The cabinet design of our stacks strike the perfect balance of heat, airflow and tumble action. This means it utilizes fewer BTUs per pound of water removed - resulting in lower gas bills.
- Easy to install. Easily installed due to single gas and electrical connections, trimming costs.
- Solid door. Extra large stainless steel door and heavy duty hinge ensure it can withstand repeated use.



- Durable construction. Innovative finishes, high-quality internal components means years of outstanding performance.
- Large, easy-to-clean lint compartment. Lint drawers offer maximum lint capacity in a minimum amount of space. Less cleaning, more efficiency and fast drying results.
- Axial airflow. Ensures every bit of heated air passes through load. No energy is wasted and loads receive the most concentrated drying possible. That equates to fastest dry times in industry.



Commercial Built to Last Longer

Specifications

Model	30 lb Stack (STT30)	45 lb Stack (STT45)
Width - in (mm)	31 1/2" (800)	34 1/2" (876)
Depth - in (mm)	42 7/8" (1089)	48 5/8" (1235)
Height - in (mm)	76 1/4" (1937)	81 1/16" (2059)
Cylinder Depth - in (mm)	26" (660)	30" (762)
Cylinder Diameter - in (mm)	30" (762)	33" (838)
Cylinder Volume - cu. ft. (liters)	10.63 (301)	14.8 (421)
Dry Capacity - lb (kg) Filling Ratio	2 x 30 (13.6) 20:1 = 15.1 kg	2 x 45 (20.4) 20:1 = (21.1)
Airflow - CFM (liter/sec)	60 Hz: 500 (212) 50 Hz: 340 (151)	60 Hz: 600 (283)
Energy Data	Gas Models: 146,000 Btu/hr (42.8 kW) total 73,000 Btu/hr (21.4 kW) per pocket Steam Models: At 100 psi (6.9 bar): 3.2 BHP 111,000 Btu/hr (28.4 kW) At 15 psi (1.0 bar): 2.2 BHP 74,000 Btu/hr (19.9 kW) Electric Models: 21 kW	Gas Models: 95,000 Btu/hr (27.8 kW) per pocket 190,000 Btu Total
Electrical Specifications	Gas and Steam Models: 120/208-240/60/1; 2W/3W+G 100/200/60/1; 2W+G 100/200/50/1; 2W+G 230-240/50/1; 2W+G 200-208/240/60/3; 3W+G 200/50/3; 3W+G 230/240-50/3; 3W+G 380/400-415/50/3; 3W+G 460-480/60/3; 3W+G Electric Models: 200-208/60/3; 3W+G 200/50/3; 3W+G 230-240/50/3; 3W+G** 240/60/3; 3W+G 380/50/3; 3W+G 400-415/50/3; 3W+G 460-480/60/3; 3W+G	Gas Models Only: 208-240/60/1; 2W+G 200-208/240/60/3; 3W+G
Plumbing Connections	Gas Models: 1/2" - NPT One manifold gas connection Steam Models: 3/4" - NPT	Gas Models: 1/2" - NPT
Net Weight - lb (kg)	544 (247)	673 (305)
Shipping Weight - lb (kg)	582 (264)	718 (326)
Shipping Dimensions - in (mm) W	32 1/2" (825) 47" (1194) 81" (2057)	35 1/2" (902) 54" (1372) 85" (2159)
Agency Approvals	Gas: CSA Star, CE Electric: UL _{US} , CE Steam: UL _{US} , C	Gas: CSA Star,

At Speed Queen, we're confident that our heavy duty commercial washers and dryers are built better to last longer, that we're offering the following limited warranty to prove it. (+Parts only. Labor not included. See Speed Queen Warranty Bond for specifics.)

- **Through three years+**
 - a. Any part of the washer, single and stack dryer or stack washer/dryer.
- **Through five years+**
 - a. Top load washer transmission assembly.
 - b. Base and cabinet assembly including top, lid and door, against rust from inside out.
- **Life of product+**
 - a. Stainless steel wash tub (top load washer) or stainless steel inner cylinder front load washer).

Due to continuous product improvements, design and specifications subject to change without notice. The quality management systems at all Alliance Laundry Systems facilities have been awarded ISO 9001 certification. Features and certifications may vary by model.

